



**ZOE**  
COMPETITION

---

**SANREMO**

---

# Zoe Competition



**SANREMO**  
COFFEE MACHINES

*made in italy*

# SANREMO

COFFEE MACHINES



### COLORED AND VERSATILE

Totally matching every type of decorative solution thanks to the possible customizations

00

### SHOT TIMER

To accurately and reliably time coffee extraction

### LED LIGHTING OF THE WORKING AREA

Allows to effectively work in any light condition

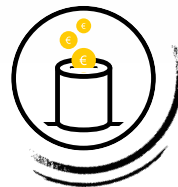


### EASY SERVICE

Fast access to the internal parts for quick and easy technical service

### LOW SERVICE COST

Designed to decrease the maintenance and inspection costs



## Characteristics



**ELECTRONIC AUTO-LEVEL**  
Through an electronic level probe the boiler is automatically filled and maintained to the right filling level.



**ACTIVATED ELECTRONIC PRE-INFUSION**  
Management of the delayed activation of water solenoid in the first phase of brewing.



**DOUBLE READING GAUGE**  
Allows to control at the same time the boiler pressure and the distribution pressure.



**EASY SERVICE**  
Fast access to the internal parts for quick and easy technical service.



**AUTOMATIC CLEANING CYCLE**  
Process for coffee groups cleaning.



**LED LIGHTING OF THE WORK AREA**  
Allows efficient working in any condition of environmental lighting.



**SHOT TIMER**  
To accurately and reliably time coffee extraction.

## Optional



**AUTOSTEAM**  
Steam wand characterized by an electronic system that allows to mount and/or heat milk at the set temperature.



**CUP WARMER**  
Dedicated resistor to keep all the cups at the optimal temperature.



**EXTERNAL VOLUMETRIC PUMP**

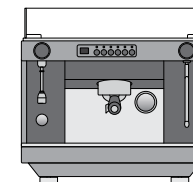


**BLUETOOTH COMMUNICATION SYSTEM**

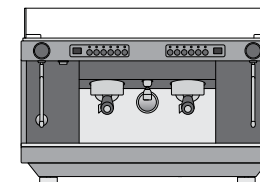


**NAKED PORTAFILTERS**

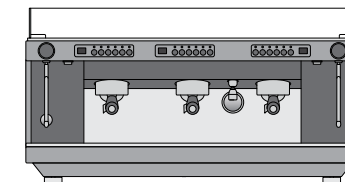
## Versions



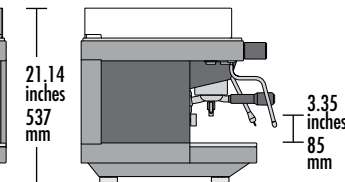
20.87 inches / 530 mm



28.35 inches / 720 mm



37.40 inches / 950 mm



21.14 inches / 537 mm

3.35 inches / 85 mm

### 1 group

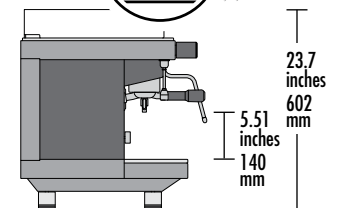
- 1 steam tap
- 1 water tap
- 1 one-cup portafilters
- 1 two-cup portafilters

### 2 group

- 2 steam taps
- 1 water tap
- 1 one-cup portafilters
- 2 two-cup portafilters

### 3 group

- 2 steam taps
- 1 water tap
- 1 one-cup portafilters
- 3 two-cup portafilters



23.7 inches / 602 mm

5.51 inches / 140 mm

### TALL VERSION

2-3 group

## Technical data

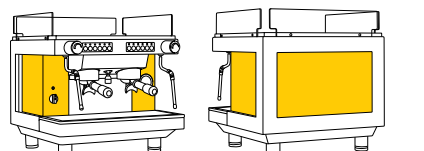
		1 group	2 group	3 group	compact
voltage	V		220-240 1N / 380-415 3N		
power input	kW	2.3	3.3	6	2.7
steam boiler capacity	US gal / lt	1.19 / 4.5	2.64 / 10	3.7 / 14	1.85 / 7
steam boiler power	kW	2.15	2.95	5.6	2.5
pump power	kW	0.13	0.13	0.13	0.13
net weight	lb / kg	90 / 41	121 / 55	152 / 69	99 / 45

## Colors

	Black	RAL 9005
	White Black	RAL 9003 9005
	White Matte black	RAL 9003 9005
	White Red	RAL 9003 3002



## PERSONALISED GRAPHICS



**Zoe**  
Link to the website

Customization of internal panels with graphics and colors (on request).

---

*For more information about our  
coffee machines please contact us  
at [export@sanremomachines.com](mailto:export@sanremomachines.com)*



**SANREMO**  
COFFEE MACHINES

SANREMO coffee machines s.r.l.  
Via Giacomo Bortolan 52  
31050 Vascon di Carbonera [TV] – ITALY  
T +39 0422 448900  
F +39 0422 448935  
[www.sanremomachines.com](http://www.sanremomachines.com)